Rindge Building Department
30 Payson Hill Rd, PO Box 163
Rindge NH 03461
Phone: 603-899-5181 Ex 109
Fax: 603-899-2101
buildingdept@town.rindge.nh.us

Map # _____

Lot # _____

Zoning: _____

Date: _____

Rindge Detached Garage Guide

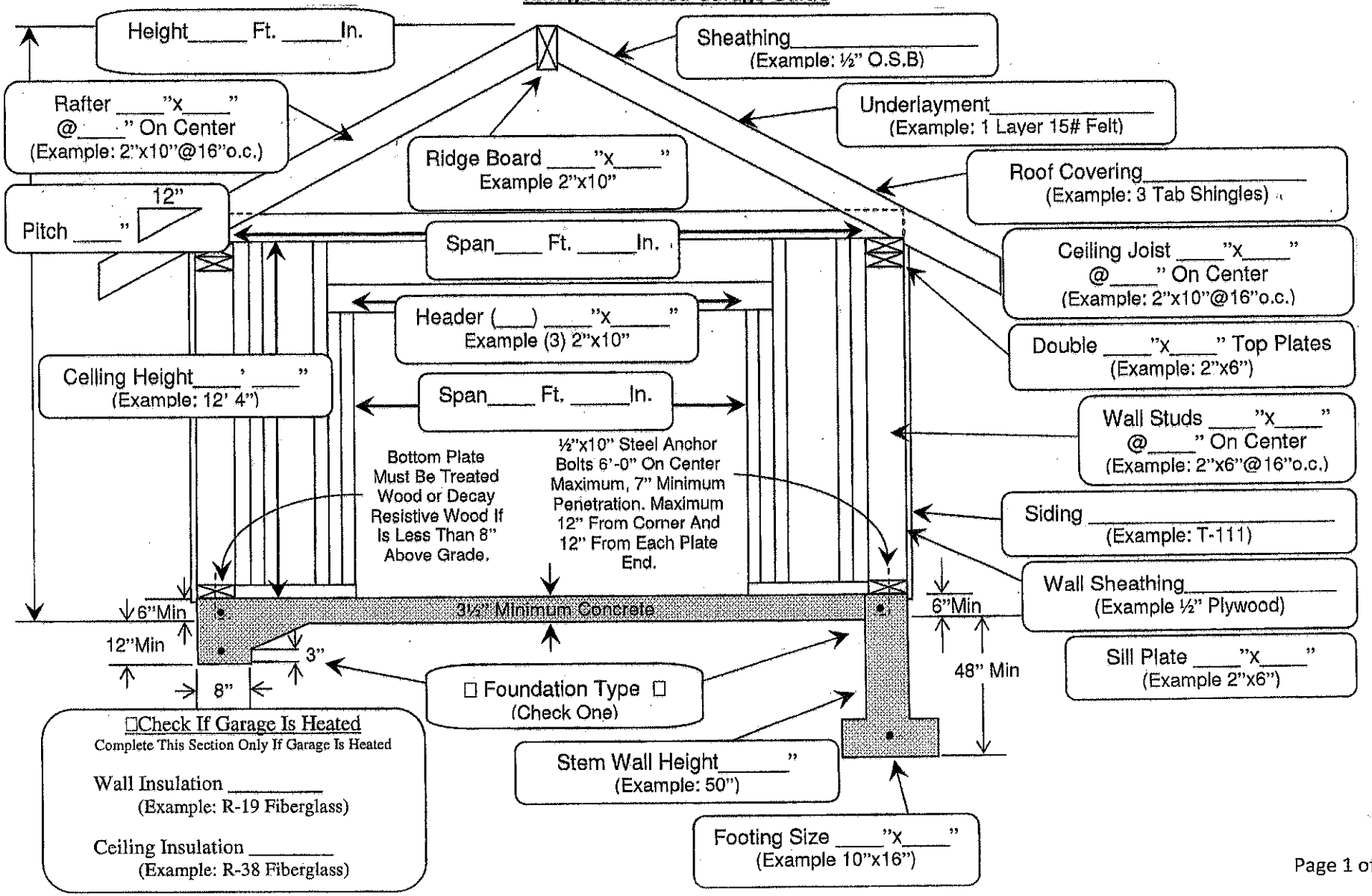

Rindge Building Department
30 Payson Hill Rd, PO Box 163
Rindge NH 03461
Phone: 603-899-5181 Ex 109
Fax: 603-899-2101
buildingdept@town.rindge.nh.us

Map # _____

Lot # _____

Zoning: _____

Date: _____

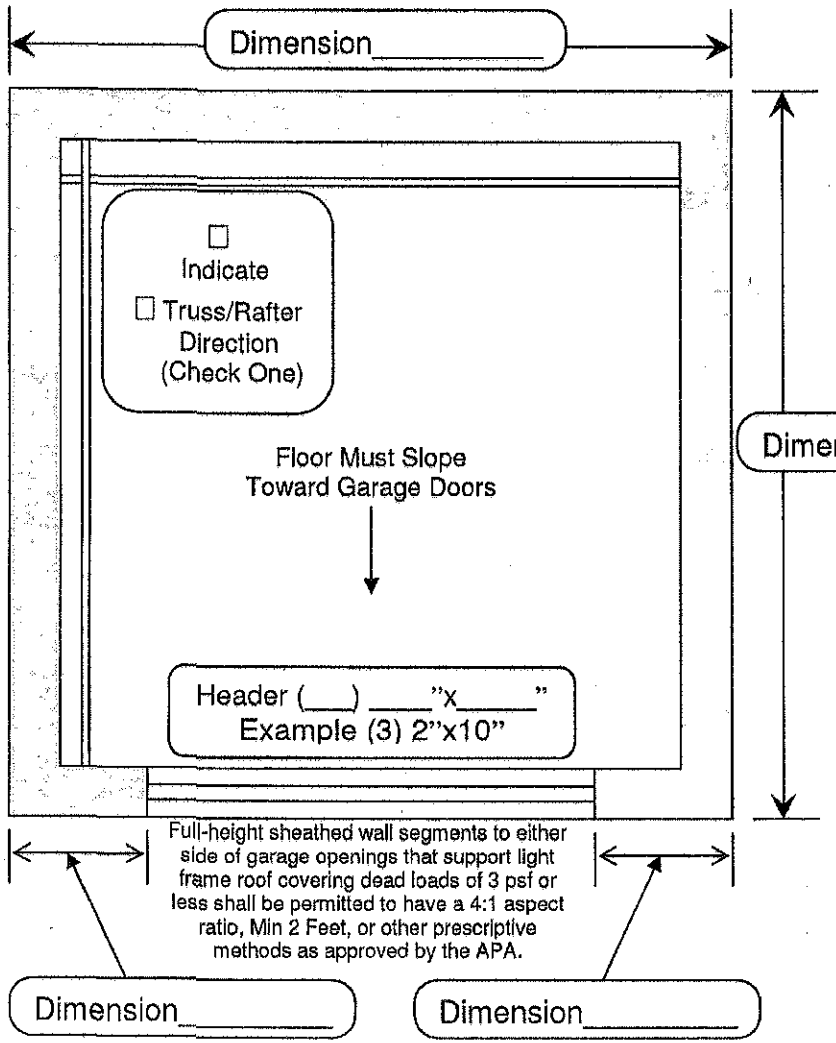

Foundations:

Single Story, 24' x 24', or Smaller May Go On A Floating Monolithic Slab.

A Story And One-Half And/Or Larger Than 24' x 24' Must Have A Minimum Of A 4 Foot Frost Wall.

Single Story Minimum of 2"x4" @ 16" On Center

One and A Half Story Minimum of 2"x6" @ 24" On Center

Rindge Building Department
30 Payson Hill Rd, PO Box 163
Rindge NH 03461
Phone: 603-899-5181 Ex 109
Fax: 603-899-2101
buildingdept@town.rindge.nh.us

Map # _____

Lot # _____

Zoning: _____

Date: _____

Minimum Setbacks:

District	FRONT / RIGHT of WAY	SIDE / REAR	WETLAND / LAKE FRONT
Residential	50 Feet	15 Feet	50 Feet
Residential / Agricultural	50 Feet	30 Feet	50 Feet
Village	50 Feet	15 Feet	50 Feet
Commercial / Light Industry	Contact Planning	Contact Planning	50 Feet
Commercial	Contact Planning	Contact Planning	50 Feet
College	75 Feet	Contact Planning	50 Feet
Gateway	25 Feet	Contact Planning	50 Feet

Steps To Obtain Accessory Permit

- ☐ Complete Page 1 & 2 of this Guide
- ☐ Fill Out Building Permit Application Package
- ☐ Provide Stamped Truss Specs for all Engineered Roof & Floor Trusses and Manufactured Beam
- ☐ Submit All Forms To Building Department With Payment
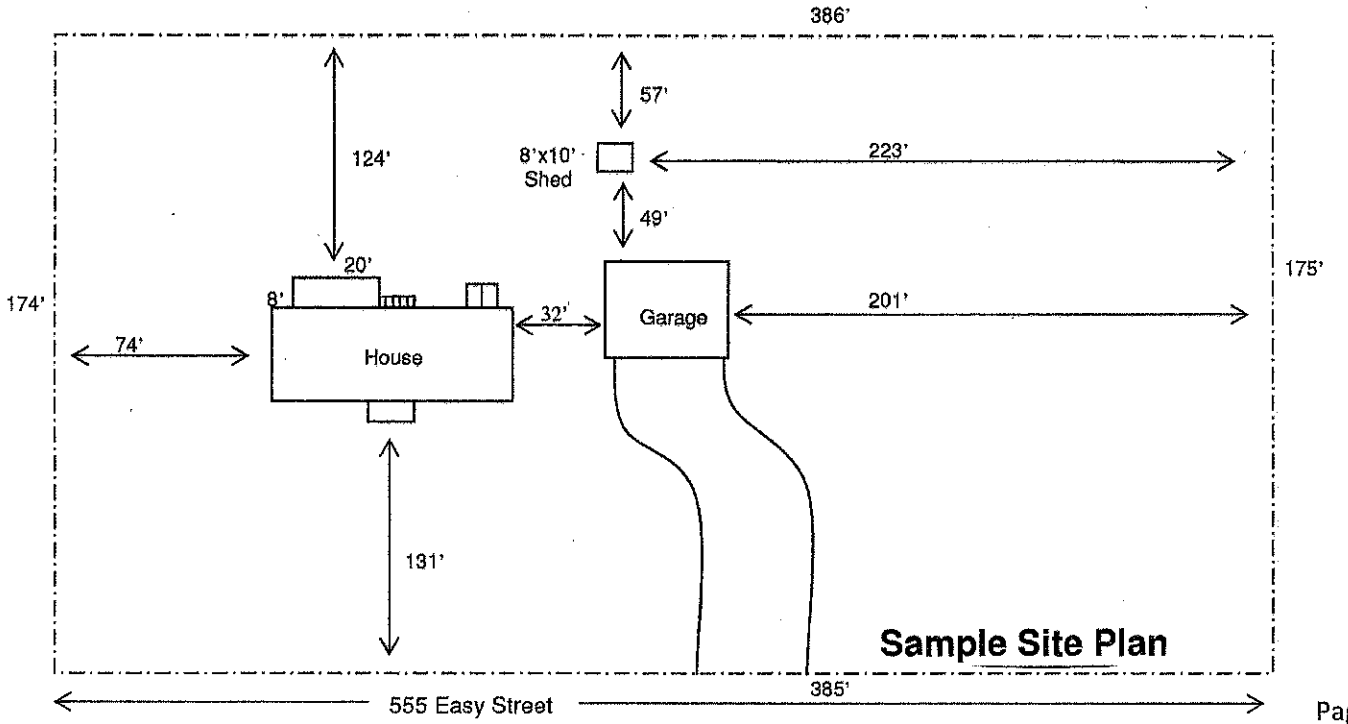
A site plan must accompany the application for the Addition (Page 4 of Application)